



Pravara Rural Education Society's
Arts, Commerce and Science College, Satral
Tal. Rahuri, Dist. Ahmednagar- 413711
Affiliated to Savitribai Phule Pune University, Pune.

Self-Study Report: 2024 (3rd Cycle)



Criterion-1
Curricular Aspects

Key Indicator: 1.4
Feedback System

Metric: 1.4.1 (QnM)

Institution obtains feedback on the academic performance ambience of the institution from various stakeholders, such as Students, Teacher, Employers, Alumni etc. and action taken report on the feedback is made available on institutional website



Submitted to
NATIONAL ASSESSMENT AND ACCREDITATION COUNCIL BENGALURU

Index

Sr. No	Academic Year	Documents
1	2022-23	Feedback Analysis Reports
2	2021-22	
3	2020-21	
4	2019-20	
5	2018-19	



Submitted to
NATIONAL ASSESSMENT AND ACCREDITATION COUNCIL BENGALURU



**Loknete Dr. Balasaheb Vikhe Patil (Padma Bhushan
Awardee)Pravara Rural Education Society's**

**ARTS, COMMERCE AND SCIENCE COLLEGE,
SATRAL**

Tal. Rahuri, Dist. Ahmednagar (MS) Pin - 413711

**Feedback Analysis Report
2022-23**

**Prepared by
Feedback Committee**

Feedback Analysis Report 2022-23

Academic Performance and Ambience of the institution from Students

Sr. No.	Question	Strongly Agree	Agree	Disagree	Strongly Disagree	Total
1	Curriculum updated periodically	115	04	74	00	193
	Percentage	59.58	0.07	38.34	00	100
2	Curriculum content is interesting	120	07	66	00	193
	Percentage	62.17	3.62	34.19	00	100
3	Curriculum is fulfilling your expectation	108	08	77	00	193
	Percentage	55.95	4.14	39.89	00	100
4	Curriculum is helping in developing your personality	110	07	76	01	193
	Percentage	56.99	3.62	39.37	3.84	100
5	Curriculum applicable in your daily life.	122	03	68	00	193
	Percentage	56.99	3.62	38.86	00	100
6	Need to include skill-based content in current syllabus.	122	03	68	00	193
	Percentage	63.21	1.55	32.23	00	100
7	Classes are supported for ICT tools.	114	14	65	00	193
	Percentage	59.06	7.25	33.67	00	100
8	Teachers make use of innovative tools.	116	09	68	00	193
	Percentage	60.10	4.66	32.23	00	100
9	Overall quality of teaching and learning process.	109	16	68	00	193

Percentage	56.47	8.29	40.93	00	100
Average Total	101	07	70	00	286
Average Percentage	52.33	3.62	36.26	00	100

The above Students feedback analysis clearly indicates on and strongly agree 56.47%, Disagree 40.93%, Agree, 2.59% and strongly Disagree 0.0%.


IQAC COORDINATOR
 Art's, Commerce & Science College
 Satral, Tal. Rahuri, Dist. Ahmednagar.





Principal
 Arts, Commerce and Science College
 At/Po. Satral, Tal. Rahuri,
 Dist. Ahmednagar. 413711


Academic Performance and Ambience of the institution from Teachers

Sr. No.	Question	Strongly Agree	Agree	Disagree	Strongly Disagree	Total
1	The course contents fulfill the need of students.	14	15	00	00	29
	Percentage	48.27	51.72	0.0	0.0	100
2	Program Outcomes (POs) of the syllabi are well defined.	11	18	00	00	29
	Percentage	37.93	62.06	0.0	0.0	100
3	Curriculum has good academic flexibility.	12	17	00	00	29
	Percentage	41.37	58.62	0.0	0.0	100
4	The curriculum fulfills the need of students.	12	16	01	00	29
	Percentage	41.37	55.17	3.44	0.0	100
5	Curriculum enhanced employability.	12	17	00	00	29
	Percentage	41.37	58.62	0.0	0.0	100
6	Curriculum follows code of conduct at each level.	12	17	00	00	29
	Percentage	41.37	58.62	0.0	0.0	100
7	Curriculum has Inter-disciplinary nature.	09	19	01	00	29
	Percentage	31.03	65.51	3.44	0.0	100
8	Curriculum is supported by certificate/ bridge/skill based/value added courses.	12	17	00	00	29
	Percentage	41.37	58.62	0.0	0.0	100
9	Curriculum helps to achieve vision and mission of the college.	14	15	00	00	29
	Percentage	48.27	51.72	0.0	0.0	100
	Average Total	12	16.77	0.22	00	29
	Average Percentage	41.37	57.85	0.76	0.0	100

The above Teacher feedback analysis clearly indicates on and average; 41.37% teacher are Strongly Agree, 57.85% are Agree, 0.76% are Disagree.


IQAC COORDINATOR
 Art's, Commerce & Science College
 Satral, Tal. Rahuri, Dist. Ahmednagar.




Principal
 Arts, Commerce and Science College
 At/Po. Satral, Tal. Rahuri,
 Dist. Ahmednagar. 413711


Academic Performance and Ambience of the institution from Alumni

Sr.No	Question	Strongly Agree	Agree	Disagree	Strongly Disagree	Total
1	Curriculum updated periodically.	01	05	00	00	06
	Percentage	16.66	83.3	00	00	100
2	Curriculum content is interesting	00	06	00	00	06
	Percentage	00	99.60	00	00	100
3	Curriculum is fulfilling your expectation.	01	05	00	00	06
	Percentage	16.66	83.3	00	00	100
4	Curriculum is helping in developing your personality.	01	05	00	00	06
	Percentage	16.66	83.3	00	00	100
5	Curriculum applicable in your daily life.	00	06	00	00	06
	Percentage	00	99.60	00	00	100
6	Need to include skill-based content in current syllabus.	02	04	00	00	06
	Percentage	33.20	66.64	00	00	100
7	Classes are supported for ICT tools.	01	04	01	00	06
	Percentage	16.66	66.64	16.66	00	100
8	Overall quality of teaching and learning process.	01	05	00	00	06
	Percentage	16.66	83.3	00	00	100
	Average Total	14.50	83.25	2.08	00	100
	Average Percentage	14.51	83.41	2.08	00	100

The above Syllabus/ Curriculum feedback analysis clearly indicates on and strongly agree;
14.51%students are Agree, 83.41% are Disagree, 2.08% are, 0.0% are Strongly Disagree.


IQAC COORDINATOR
Art's, Commerce & Science College
Satral, Tal. Rahuri, Dist. Ahmednagar.




Principal
Arts, Commerce and Science College
A/Po. Satral, Tal. Rahuri,
Dist. Ahmednagar. 413711

Academic performance and ambience of the institution from Employers


Sr.No	Question	Strongly Agree	Agree	Disagree	Strongly Disagree	Total
1	The Curriculum is effective in developing innovative thinking.	10	16	00	00	26
	Percentage	38.46	61.53	00	00	100
2	Current Syllabi is need based.	10	16	00	00	26
	Percentage	38.46	61.53	00	00	100
3	Curriculum updated periodically.	11	14	01	00	26
	Percentage	42.30	53.84	3.84	00	100
4	Curriculum content is interesting.	11	14	00	01	26
	Percentage	42.30	53.84	00	3.84	100
5	Curriculum is fulfilling your expectation.	08	17	01	00	26
	Percentage	30.76	65.38	3.84	00	100
6	Curriculum is helping in developing your personality.	12	14	00	00	26
	Percentage	46.15	53.84	00	00	100
7	Curriculum applicable in your daily life.	09	15	02	00	26
	Percentage	34.61	57.69	7.69	00	100
8	Need to include skill-based content in current syllabus.	09	17	00	00	26
	Percentage	34.61	65.38	00	00	100
9	Classroom are supported for ICT tools.	08	17	01	00	26

	Percentage	30.76	65.38	3.84	00	100
10	Teacher makes use of innovative tools.	08	17	01	00	26
	Percentage	30.76	65.38	3.84	00	100
11	Overall quality of teaching and Learning.	11	14	01	00	26
	Percentage	42.30	53.84	3.84	00	100
	Average Total	107	171	07	01	286
	Average Percentage	37.41	59.79	2.44	0.34	100

The above Syllabus/ Curriculum feedback analysis clearly indicates on and strongly agree; 37.41% students are Agree, 59.79% are Disagree, 2.44% are, 0.34% are Strongly Disagree.


IQAC COORDINATOR
 Art's, Commerce & Science College
 Satral, Tal. Rahuri, Dist. Ahmednagar.




Principal
 Arts, Commerce and Science College
 At/Po. Satral, Tal. Rahuri,
 Dist. Ahmednagar. 413711



**Loknete Dr. Balasaheb Vikhe Patil (Padma Bhushan
Awardee)Pravara Rural Education Society's**

**ARTS, COMMERCE AND SCIENCE COLLEGE,
SATRAL**

Tal. Rahuri, Dist. Ahmednagar (MS) Pin - 413711

**Feedback Analysis Report
2021-22**

**Prepared by
Feedback Committee**

Feedback on Syllabus/ Curriculum

The responses received from the student respondent are presented in below table for the year-2021-2022.

Sr. No.	Question	Excellent	Very Good	Good	Average	Unsatisfactory	Total
1	Depth of syllabus contentis	123.0	51.0	41.0	06	.0.0	221
	Percentage	55.65	23.0	18.5	2.71	0.0	100
2	Whether syllabus is carrier oriented ?	113.0	72.0	30.0	4.0	2.0	221
	Percentage	51.13	32.5	13.5	1.8	0.9	100
3	The curriculumis designed so asto enhance our employabilit y	118	77.0	20.0	4.0	2.0	221
	Percentage	55.39	34.8	9.0	8.09	0.90	100
4	The courses studied by me have enhanced my knowledge as well as my skills and my capabilities.	123.0	65.0	30.0	7.0	0.0	221
	Percentage	54.7	28.9	13.3	3.1	0.0	100
5	Modern teachingaids, power point presentations, web-resources, multi-media, e- content etc. are used by most of the teachers while teaching.	124.0	61.0	30.0	6.0	0.0	221
	Percentage	56.10	27.6	13.5	2.71	0.0	100

6	Syllabus equipped me with necessary technical skills to face the industry	125.0	70.0	20.0	6.0	0.0	221
	Percentage	56.56	31.6	9.4	2.71	0.0	100
7	The syllabus enabled me to improve my ability to formulate, analyze and solve problems	89	77.0	45.0	7.0	3.0	221
	Percentage	40.27	34.8	20.3	3.1	1.35	100
8	The recommended textbooks are adequately available	91.0	61.0	33.0	21.0	15.0	221
	Percentage	41.17	27.6	14.9	9.50	6.78	100
9	The allocation of the credits to the course is appropriate	113	55.0	41.0	11.0	1.0	221
	Percentage	51.13	24.8	18.6	4.97	0.45	100
	Average Total	113.4	66.0	31.2	7.77	2.55	221
	Average Percentage	45.31	36.1	14.0	3.5	1.90	100.0

The above Syllabus/ Curriculum feedback analysis clearly indicates on an average; 45.3% students are Excellent, 36.1% are Very Good, 14.0% are Good, 3.5% are Average and 1.9% are Unsatisfactory.



A handwritten signature in blue ink, appearing to be "R. S. K."

PRINCIPAL
Art, Commerce & Science College
Satral, Tal. Rahuri, Dist. Ahmednagar.

Teacher Feedback

The responses received from the teacher respondent are presented in below table for the year-2021-2022.

Sr. No.	Question	Excellent	Very Good	Good	Average	Unsatisfactory	Total
1	The courses / syllabi taught by me have a good balance between theory and application	19.0	5.0	1.0	0.0	0.0	25
	Percentage	76.0	20.0	4.0	0.0	0.0	100
2	The objectives of the syllabi are well defined:	21.0	3.0	1.0	0.0	0.0	25
	Percentage	84.0	12.0	4.0	0.0	0.0	100
3	The books/journals etc. prescribed / listed as reference materials are relevant, updated and cover the entire syllabi	15.0	9.0	0.0	1.0	0.0	25
	Percentage	60.0	36.0	0.0	4.0	0.0	100
4	The courses / syllabi of the subjects taught by me increased my interest, knowledge and perspective in the subject area	18.0	7.0	0.0	0.0	0.0	25
	Percentage	72.0	28.0	0.0	0.0	0.0	100
5	The college has given me full freedom to adopt new techniques / strategies of teaching such as Group	19.0	5.0	1.0	0.0	0.0	25

	discussions, seminar presentations and learners' participation						
	Percentage	76.0	20.0	4.0	0.0	0.0	100
6	I have the freedom to adopt new techniques / strategies of testing and assessment of students	17.0	7.0	1.0	0.0	0.0	25
	Percentage	68.0	28.0	4.0	0.0	0.0	100
7	Tests and examinations are conducted well in time with proper coverage of all units in the syllabus	18.0	7.0	0.0	0.0	0.0	25
	Percentage	72.0	28.0	0.0	0.0	0.0	100
8	The prescribed books are available in the Library in Sufficient numbers	12.0	9.0	3.0	1.0	0.0	25
	Percentage	48.0	36.0	12.0	4.0	0.0	100
9	The environment in the College is conducive to teaching and research	14.0	9.0	2.0	0.0	0.0	25
	Percentage	56.0	36.0	8.0	0.0	0.0	100
10	The administration is teacher friendly	18.0	6.0	1.0	0.0	0.0	25
	Percentage	72.0	24.0	4.0	0.0	0.0	100
11	The college Provides	15.0	9.0	1.0	0.0	0.0	25

	adequate opportunities and support to faculty members for upgrading their skills and qualifications						
	Percentage	60.0	36.0	4.0	0.0	0.0	100
12	The classrooms are clean and well maintained	17.0	6.0	1.0	1.0	0.0	25
	Percentage	68.0	24.0	4.0	4.0	0.0	100
13	Facilities provided for research are	9.0	12.0	2.0	1.0	1.0	25
	Percentage	36.0	48.0	8.0	4.0	4.0	100
	Average Total	16.3	7.2	1.1	0.3	0.1	25
	Average Percentage	65.2	28.9	4.3	1.2	0.3	100

The above Teacher feedback analysis clearly indicates on and average; 65.2% teacher are Excellent, 28.9% are Very Good, 4.3% are Good, 1.2% are Average and 0.3% are Unsatisfactory.




PRINCIPAL
 Art, Commerce & Science College
 Satral, Tal. Rahuri, Dist. Ahmednagar.



Employer Feedback

The responses received from the Parents respondent are presented in below table for the year 2021-2022.

Sr. No.	Questions	Very Happy	Happy	Satisfied	Not Satisfied	Total
1	Planning and organization skills:	15.0	5.0	1.0	1.0	22
	Percentage	68.1	22.7	4.54	4.54	100
2	Communication skills and Soft Skills:	13	9.0	0.0	0.0	22
	Percentage	59.0	40.9	0.0	0.0	100
3	Obedience and relationship with seniors:	18.0	3.0	1.0	0.0	22
	Percentage	81.8	13.6	4.54	0.0	100
4	Leadership, Team spirit and Initiative:	15.0	5.0	2.0	0.0	22
	Percentage	68.1	22.7	9.0	0.0	100
5	Relationship with peers / subordinates:	15.0	5.0	2.0	0.0	22
	Percentage	68.1	22.7	9.0	0.0	100
6	Willingness to learn new techniques, adopt new ideas etc.:	15	5.0	2.0	0.0	22
	Percentage	68.1	22.7	9.0	0.0	100
7	Ability to use workplace equipment:	13.0	7.0	2.0	0.0	22
	Percentage	59.0	31.8	9.0	0.0	100
8	Ability to solve workplace	13.0	7.0	2.0	1.0	22

	problems:					
	Percentage	59.0	31.8	9.09	0.0	100
9	Innovativeness, creativity:	12.0	7.0	2.0	1.0	22
	Percentage	54.54	31.8	9.09	4.54	6
10	Respect for values in life:	18.0	3.0	1.0	0.0	22
	Percentage	81.8	13.6	4.54	0.0	100
	Average Total	15	5.4	1.4	0.0	22
	Average Percentage	68.18	24.5	6.36	1.36	100

The above Employer feedback analysis clearly indicates on and average; 68.1% Employer are Very Happy, 24.5% are Happy, 6.36% are Satisfied, 1.36% are Not Satisfied.



A handwritten signature in blue ink, appearing to be "R. S. K."

PRINCIPAL
 Art, Commerce & Science College
 Satral, Tal. Rahuri, Dist. Ahmednagar.

Alumni Feedback

The responses received from the Parents respondent are presented in below table for the year-2021-2022.

Sr. No.	Questions	Strongly Agree	Agree	Neither Agree nor Disagree	Disagree	Strongly Disagree	Total
1	Do you feel proud to be associated with ACSCS as an Alumni?	12.0	13.0	0.0	1.0	0.0	26
	Percentage	46.1	50.0	0.0	3.8	0.0	100
2	Institute organizes various kind of activities for overall development of students.	14.0	11.0	1.0	0.0	0.0	26
	Percentage	53.8	42.3	3.84	0.0	0.0	100
3	Institute handles student's grievance properly.	12.0	13.0	1.0	0.0	0.0	26
	Percentage	46.1	50.0	3.84	0.0	0.0	100
4	Institute is having adequate laboratories and equipment for practical experiences.	13.0	12.0	1.0	0.0	0.0	26
	Percentage	50.0	46.1	3.84	0.0	0.0	100
5	Is education imparted at	15.0	10.0	1.0	0.0	1.0	26

	ACSCS is useful and relevant in your present job?						
	Percentage	57.6	38.4	3.84	0.0	0.0	100
6	Have you obtained sufficient technical knowledge (both in theory and practical) at ACSCS?	13.0	12.0	1.0	0.0	0.0	26
	Percentage	50.0	46.1	3.84	0.0	0.0	100
7	Has the ACSCS provided On Campus and Off Campus placement opportunities	12.0	12.0	2.0	0.0	0.0	26
	Percentage	46.1	46.1	7.69	0.0	0.0	100
8	Is Institute providing good hospitality as Alumni after passing out?	10.0	14.0	2.0	0.0	0.0	26
	Percentage	38.4	53.8	7.6	0.0	0.0	100
9	Do you receive regular updates from the Institute through Mails/Calls/SMS etc.?	11.0	11.0	4.0	0.0	0.0	26
	Percentage	42.3	42.3	15.38	0.0	0.0	100
10	Are you willing to contribute in the development of the Institute?	9.0	16.0	1.0	0.0	0.0	26

	Percentage	34.6	61.5	3.84	0.0	0.0	100
	Average Total	12.1	12.4	1.4	0.0	0.0	26.0
	Average Percentage	46.0	47.6	6.31	0.0	0.0	100

The above Alumni feedback analysis clearly indicates on an average; 46.0% Alumni are Strongly Agree, 47.6% are Agree, 6.31% are Neither Agree nor Disagree, 0.0% are Disagree and 0.0% are Strongly Disagree.



A handwritten signature in blue ink, appearing to be "R. S. ...".

PRINCIPAL
 Art, Commerce & Science College
 Satral, Tal. Rahuri, Dist. Ahmednagar.



**Loknete Dr. Balasaheb Vikhe Patil (Padma Bhushan
Awardee)Pravara Rural Education Society's**

**ARTS, COMMERCE AND SCIENCE COLLEGE,
SATRAL**

Tal. Rahuri, Dist. Ahmednagar (MS) Pin - 413711

**Feedback Analysis Report
2020-21**

**Prepared by
Feedback Committee**



The students are the most important stakeholders of Higher Education systems. The interest and participation of students at all levels in both internal quality assurance and external quality assurance plays a central role. We have collected online feedback from our UG and PG students.

Student's feedback for Teachers

The institute collects the feedback from students for teachers. The inputs from various students are analyzed and conveyed to the teacher by the respective heads of department. There is encouragement for positive feedback. The shortcomings are addressed enabling the teacher to work upon those areas for improvement.

Student Feedback on Teacher Semester-I

The responses received from the student respondent are presented in below table for the year-2020-2021.

Sr.No	Questions	Strongly Agree	Agree	Disagree	Strongly Disagree	Total
1	The teacher comes well prepared for the class	475.0	180.0	2.0	1.0	658
	Percentage %	72.2	27.4	0.3	0.2	100
2	Attendance record of the students is maintained by the teacher	439.0	214.0	4.0	1.0	658
	Percentage %	66.7	32.5	0.6	0.2	100
3	The teacher's attitude towards the students is friendly & helpful	422.0	232.0	3.0	1.0	658
	Percentage %	64.1	35.3	0.5	0.2	100
4	The teacher encourages the students to participate in	378.0	274.0	4.0	2.0	658

	extra-curricular, co-curricular activities and research projects						
	Percentage %	57.4	41.6	0.6	0.3	0.0	100
5	The teacher guides the students for overall personality development of the students	382.0	270.0	5.0	1.0	0.0	658
	Percentage %	58.1	41.0	0.8	0.2	0.0	100
6	The teacher encourages participation and discussion in the class	387.0	268.0	3.0	0.0	0.0	658
	Percentage %	58.8	40.7	0.5	0.0	0.0	100
7	The teacher informs the students about the learning objectives and course outcomes	392.0	259.0	6.0	1.0	0.0	658
	Percentage %	59.6	39.4	0.9	0.2	0.0	100
Sr.No	Questions	Excellent	Very Good	Good	Average	Unsatisfactory	Total
8	Punctuality in conducting lectures and practical's	385	181	83	6	3	658
	Percentage %	58.51	27.51	12.61	0.91	0.46	100
9	Regularity in conducting lectures and practical's	383	177	73	22	3	658
	Percentage %	58.21	26.90	11.09	3.34	0.46	100
10	Timely completion of Syllabus	386	152	89	28	3	658
	Percentage %	58.66	23.10	13.53	4.26	0.46	100
11	Ability to include latest	370	169	87	30	2	658

	developments in the subject taught						
	Percentage %	56.23	25.68	13.22	4.56	0.30	100
12	Class Control and eye contact with the students	355	188	83	30	2	658
	Percentage %	53.95	28.57	12.61	4.56	0.30	100
13	Neatness in use of black/white board for teaching	367	174	89	26	2	658
	Percentage %	55.78	26.44	13.53	3.95	0.30	100
14	Use of ICT - PPT, Video, Audio etc.	311	189	103	50	5	658
	Percentage %	47.26	28.72	15.65	7.60	0.76	100
15	Overall Rating of the teacher	429	128	74	25	2	658
	Percentage %	65.20	19.45	11.25	3.80	0.30	100
	Average Total	390.7	203.7	47.2	14.9	1.5	658.0
	Average Percentage	59.4	31.0	7.2	2.3	0.2	100.0

The above student feedback on teacher analysis clearly indicates on and average; 59.4% students are Strongly agree/ Excellent, 31% are agree/Very Good, 7.2% are Disagree/Good, 2.3% are Strongly Disagree/ Average and 0.2% are Unsatisfactory.




 I/C PRINCIPAL
 Art, Commerce & Science College
 Satral, Tal. Rahuri, Dist. Ahmednagar.

Student Feedback on Teacher Semester-II


The responses received from the student respondent are presented in below table for the year-2020-2021.

Sr.No	Questions	Strongly Agree	Agree	Disagree	Strongly Disagree		Total
1	The teacher comes well prepared for the class	515	180	8	1	0	704
	Percentage %	73.15	25.57	1.14	0.14	0	100
2	Attendance record of the students is maintained by the teacher	477	219	6	2	0	704
	Percentage %	67.76	31.11	0.85	0.28	0	100
3	The teacher's attitude towards the students is friendly & helpful	466	234	3	1	0	704
	Percentage %	66.19	33.24	0.43	0.14	0	100
4	The teacher encourages the students to participate in extra-curricular, co-curricular activities and research projects	392	299	12	1	0	704
	Percentage %	55.68	42.47	1.70	0.14	0	100
5	The teacher guides the students for overall personality development of the students	412	286	5	1	0	704
	Percentage %	58.52	40.63	0.71	0.14	0	100
6	The teacher encourages participation and discussion in the class	420	272	9	3	0	704

	Percentage %	59.66	38.64	1.28	0.43	0	100
7	The teacher informs the students about the learning objectives and course outcomes	421	272	8	3	0	704
	Percentage %	59.80	38.64	1.14	0.43	0	100
Sr.No	Questions	Excellent	Very Good	Good	Average	Unsatisfactory	Total
8	Punctuality in conducting lectures and practical's	433	159	92	17	3	704
	Percentage %	61.51	22.59	13.07	2.41	0.43	100
9	Regularity in conducting lectures and practical's	416	162	88	35	3	704
	Percentage %	59.09	23.01	12.50	4.97	0.43	100
10	Timely completion of Syllabus	426	153	92	26	7	704
	Percentage %	60.51	21.73	13.07	3.69	0.99	100
11	Ability to include latest developments in the subject taught	398	178	90	31	7	704
	Percentage %	56.53	25.28	12.78	4.40	0.99	100
12	Class Control and eye contact with the students	385	171	114	31	3	704
	Percentage %	54.69	24.29	16.19	4.40	0.43	100
13	Neatness in use of black/white board for teaching	391	186	98	24	5	704

	Percentage %	55.54	26.42	13.92	3.41	0.71	100
14	Use of ICT - PPT, Video, Audio etc.	363	168	120	46	7	704
	Percentage %	51.56	23.86	17.05	6.53	0.99	100
15	Overall Rating of the teacher	451	135	78	35	5	704
	Percentage %	64.06	19.18	11.08	4.97	0.71	100
	Average Score	424	205	55	17	3	704
	Average Percentage	60.3	29.1	7.8	2.4	0.4	100

The above student feedback on teacher analysis clearly indicates on and average; 60.3% students are Strongly agree/ Excellent, 29.1% are agree/Very Good, 7.8% are Disagree/Good, 2.4% are Strongly Disagree/ Average and 0.4% are Unsatisfactory.




 I/C PRINCIPAL
 Art, Commerce & Science College
 Satral, Tal. Rahuri, Dist. Ahmednagar.

Feedback on Syllabus/ Curriculum

The responses received from the student respondent are presented in below table for the year-2020-2021.

Sr.No	Question	Excellent	Very Good	Good	Average	Unsatisfactory	Total
1	Depth of syllabus content is	120.0	69.0	32.0	2.0	2.0	225
	Percentage	53.3	30.7	14.2	0.9	0.9	100
2	Whether syllabus is carrier oriented ?	107.0	81.0	33.0	4.0	0.0	225
	Percentage	47.6	36.0	14.7	1.8	0.0	100
3	The curriculum is designed so as to enhance our employability	102.0	78.0	32.0	12.0	1.0	225
	Percentage	45.3	34.7	14.2	5.3	0.4	100
4	The courses studied by me have enhanced my knowledge as well as my skills and my capabilities.	123.0	65.0	30.0	7.0	0.0	225
	Percentage	54.7	28.9	13.3	3.1	0.0	100
5	Modern teaching aids, power point presentations, web-resources, multi-media, e-content etc. are used by most of the teachers while teaching.	98.0	72.0	33.0	18.0	4.0	225
	Percentage	43.6	32.0	14.7	8.0	1.8	100
6	Syllabus equipped me with necessary technical skills to	99.0	82.0	36.0	8.0	0.0	225

	face the industry						
	Percentage	44.0	36.4	16.0	3.6	0.0	100
7	The syllabus enabled me to improve my ability to formulate, analyze and solve problems	99.0	81.0	35.0	10.0	0.0	225
	Percentage	44.0	36.0	15.6	4.4	0.0	100
8	The recommended textbooks are adequately available	97.0	66.0	41.0	18.0	3.0	225
	Percentage	43.1	29.3	18.2	8.0	1.3	100
9	The allocation of the credits to the course is appropriate	99.0	68.0	43.0	14.0	1.0	225
	Percentage	44.0	30.2	19.1	6.2	0.4	100
	Average Total	104.9	73.6	35.0	10.3	1.2	225.0
	Average Percentage	46.6	32.7	15.6	4.6	0.5	100.0

The above Syllabus/ Curriculum feedback analysis clearly indicates on and average; 46.6% students are Excellent, 32.7% are Very Good, 15.6% are Good, 4.6% are Average and 0.5% are Unsatisfactory.




 I/C PRINCIPAL
 Art, Commerce & Science College
 Satral, Tal. Rahuri, Dist. Ahmednagar.

Teacher Feedback


The responses received from the teacher respondent are presented in below table for the year-2020-2021.

Sr.No	Question	Excellent	Very Good	Good	Average	Unsatisfactory	Total
1	The courses / syllabi taught by me have a good balance between theory and application	19.0	5.0	1.0	0.0	0.0	25
	Percentage	76.0	20.0	4.0	0.0	0.0	100
2	The objectives of the syllabi are well defined:	21.0	3.0	1.0	0.0	0.0	25
	Percentage	84.0	12.0	4.0	0.0	0.0	100
3	The books/journals etc. prescribed / listed as reference materials are relevant, updated and cover the entire syllabi	15.0	9.0	0.0	1.0	0.0	25
	Percentage	60.0	36.0	0.0	4.0	0.0	100
4	The courses / syllabi of the subjects taught by me increased my interest, knowledge and perspective in the subject area	18.0	7.0	0.0	0.0	0.0	25
	Percentage	72.0	28.0	0.0	0.0	0.0	100
5	The college has given me full freedom to adopt new techniques / strategies of teaching such as group	19.0	5.0	1.0	0.0	0.0	25

	discussions, seminar presentations and learners' participation						
	Percentage	76.0	20.0	4.0	0.0	0.0	100
6	I have the freedom to adopt new techniques / strategies of testing and assessment of students	17.0	7.0	1.0	0.0	0.0	25
	Percentage	68.0	28.0	4.0	0.0	0.0	100
7	Tests and examinations are conducted well in time with proper coverage of all units in the syllabus	18.0	7.0	0.0	0.0	0.0	25
	Percentage	72.0	28.0	0.0	0.0	0.0	100
8	The prescribed books are available in the Library in Sufficient numbers	12.0	9.0	3.0	1.0	0.0	25
	Percentage	48.0	36.0	12.0	4.0	0.0	100
9	The environment in the College is conducive to teaching and research	14.0	9.0	2.0	0.0	0.0	25
	Percentage	56.0	36.0	8.0	0.0	0.0	100
10	The administration is teacher friendly	18.0	6.0	1.0	0.0	0.0	25
	Percentage	72.0	24.0	4.0	0.0	0.0	100
11	The college provides	15.0	9.0	1.0	0.0	0.0	25

	adequate opportunities and support to faculty members for upgrading their skills and qualifications						
	Percentage	60.0	36.0	4.0	0.0	0.0	100
12	The classrooms are clean and well maintained	17.0	6.0	1.0	1.0	0.0	25
	Percentage	68.0	24.0	4.0	4.0	0.0	100
13	Facilities provided for research are	9.0	12.0	2.0	1.0	1.0	25
	Percentage	36.0	48.0	8.0	4.0	4.0	100
	Average Total	16.3	7.2	1.1	0.3	0.1	25
	Average Percentage	65.2	28.9	4.3	1.2	0.3	100

The above Teacher feedback analysis clearly indicates on and average; 65.2% teacher are Excellent, 28.9% are Very Good, 4.3% are Good, 1.2% are Average and 0.3% are Unsatisfactory.



[Signature]
 I/C PRINCIPAL
 Art, Commerce & Science College
 Satral, Tal. Rahuri, Dist. Ahmednagar.

College Feedback


The responses received from the student respondent are presented in below table for the year-2020-2021.

Sr.No	Question	Strongly Agree	Agree	Disagree	Strongly Disagree	Total
1	Internet facility provided in the Library is satisfactory	105.0	82.0	17.0	2.0	206
	Percentage	51.0	39.8	8.3	1.0	100
2	Online educational resources are available and accessible in the library	100.0	90.0	13.0	3.0	206
	Percentage	48.5	43.7	6.3	1.5	100
3	The library staff is cooperative and helpful	119.0	83.0	3.0	1.0	206
	Percentage	57.8	40.3	1.5	0.5	100
4	The office staff in the college is cooperative and helpful	117.0	87.0	1.0	1.0	206
	Percentage	56.8	42.2	0.5	0.5	100
5	The prescribed books / reading materials are available in the library	115.0	88.0	3.0	0.0	206
	Percentage	55.8	42.7	1.5	0.0	100
6	Equipment in the lab(s) is in good working condition	104.0	99.0	3.0	0.0	206
	Percentage	50.5	48.1	1.5	0.0	100
7	Toilets / washrooms are clean and properly	106.0	90.0	7.0	3.0	206

	maintained					
	Percentage	51.5	43.7	3.4	1.5	100
8	The classrooms are clean and well maintained	121.0	75.0	8.0	2.0	206
	Percentage	58.7	36.4	3.9	1.0	100
9	The campus is green and eco-friendly	133.0	71.0	1.0	1.0	206
	Percentage	64.6	34.5	0.5	0.5	100
10	Clean drinking water is available in the college campus	118.0	81.0	6.0	1.0	206
	Percentage	57.3	39.3	2.9	0.5	100
11	The campus has adequate power supply	119.0	82.0	5.0	0.0	206
	Percentage	57.8	39.8	2.4	0.0	100
12	Our grievances are redressed / problems are solved well in time	108.0	94.0	4.0	0.0	206
	Percentage	52.4	45.6	1.9	0.0	100
13	The functioning of the placement cell in the college is satisfactory	100.0	100.0	4.0	2.0	206
	Percentage	48.5	48.5	1.9	1.0	100
14	The mentoring process of the college helped me to identify my strengths and face challenges. (Mentor - Mentee Mechanism)	102.0	96.0	6.0	2.0	206
	Percentage	49.5	46.6	2.9	1.0	100
15	Canteen facilities	107.0	86.0	11.0	2.0	206

and sports facilities are properly available at the college						
Percentage	51.9	41.7	5.3	1.0	100	
Average Total	111.6	86.9	6.1	1.3	206	
Average Percentage	54.2	42.2	3.0	0.6	100	

The above College feedback analysis clearly indicates on an average; 54.2% student are Strongly Agree, 42.2% are Agree, 3.0% are Disagree, and 0.6% are Strongly Disagree.




 I/C PRINCIPAL
 Art, Commerce & Science College
 Satral, Tal. Rahuri, Dist. Ahmednagar.


Parents Feedback

The responses received from the Parents respondent are presented in below table for the year-2020-2021.

Sr.No	Questions	Excellent	Very Good	Good	Average	Poor	Total
1	Admission procedure	83.0	65.0	24.0	6.0	0.0	178
	Percentage %	46.6	36.5	13.5	3.4	0.0	100
2	Infrastructure and lab facility	74.0	63.0	37.0	4.0	0.0	178
	Percentage %	41.6	35.4	20.8	2.2	0.0	100
3	Canteen facility	58.0	41.0	52.0	22.0	5.0	178
	Percentage %	32.6	23.0	29.2	12.4	2.8	100
4	Library facility	80.0	62.0	27.0	7.0	2.0	178
	Percentage %	44.9	34.8	15.2	3.9	1.1	100
5	Sports and cultural activities	69.0	62.0	35.0	8.0	4.0	178
	Percentage %	38.8	34.8	19.7	4.5	2.2	100
6	Use of Information and communication technology in the college	70.0	63.0	39.0	6.0	0.0	178
	Percentage %	39.3	35.4	21.9	3.4	0.0	100
7	Academic Discipline (i.e timely conduct of lectures, practical's and related activities) observed by the college	78.0	60.0	36.0	4.0	0.0	178
	Percentage %	43.8	33.7	20.2	2.2	0.0	100
8	Improvement in soft skills, knowledge, ethics,	66.0	67.0	40.0	5.0	0.0	178

	morality, observed by you in your ward while studying in college						
	Percentage %	37.1	37.6	22.5	2.8	0.0	100
9	Examination system adopted by the college	81.0	64.0	31.0	2.0	0.0	178
	Percentage %	45.5	36.0	17.4	1.1	0.0	100
10	Placements	72.0	64.0	32.0	7.0	3.0	178
	Percentage %	40.4	36.0	18.0	3.9	1.7	100
	Average Total	73.1	61.1	35.3	7.1	1.4	178
	Average Percentage	41.1	34.3	19.8	4.0	0.8	100

The above Parents feedback analysis clearly indicates on and average; 41.1% parents are Excellent, 34.3% are Very Good, 19.8% are Good, 4.0% are Average and 0.8% are Poor.




 I/C PRINCIPAL
 Art, Commerce & Science College
 Satral, Tal. Rehuri, Dist. Ahmednagar.

Alumni Feedback


The responses received from the Parents respondent are presented in below table for the year-2020-2021.

Sr.No	Questions	Strongly Agree	Agree	Neither Agree nor Disagree	Disagree	Strongly Disagree	Total
1	Do you feel proud to be associated with ACSCS as an Alumni?	26.0	17.0	1.0	0.0	0.0	44
	Percentage	59.1	38.6	2.3	0.0	0.0	100
2	Institute organizes various kind of activities for overall development of students.	18.0	25.0	0.0	1.0	0.0	44
	Percentage	40.9	56.8	0.0	2.3	0.0	100
3	Institute handles student's grievance properly.	21.0	22.0	1.0	0.0	0.0	44
	Percentage	47.7	50.0	2.3	0.0	0.0	100
4	Institute is having adequate laboratories and equipment for practical experiences.	23.0	20.0	1.0	0.0	0.0	44
	Percentage	52.3	45.5	2.3	0.0	0.0	100
5	Is education imparted at	20.0	22.0	1.0	0.0	1.0	44

	ACSCS is useful and relevant in your present job?						
	Percentage	45.5	50.0	2.3	0.0	2.3	100
6	Have you obtained sufficient technical knowledge (both in theory and practical) at ACSCS?	24.0	18.0	2.0	0.0	0.0	44
	Percentage	54.5	40.9	4.5	0.0	0.0	100
7	Has the ACSCS provided On Campus and Off Campus placement opportunities	21.0	20.0	3.0	0.0	0.0	44
	Percentage	47.7	45.5	6.8	0.0	0.0	100
8	Is Institute providing good hospitality as Alumni after passing out?	19.0	21.0	3.0	1.0	0.0	44
	Percentage	43.2	47.7	6.8	2.3	0.0	100
9	Do you receive regular updates from the Institute through Mails/Calls/SMS etc.?	20.0	20.0	3.0	1.0	0.0	44
	Percentage	21.0	20.9	1.7	0.3	0.1	44
10	Are you willing to contribute in the development of the Institute?	18.0	24.0	2.0	0.0	0.0	44

	Percentage	21.0	20.9	1.7	0.3	0.1	44
	Average Total	21.0	20.9	1.7	0.3	0.1	44
	Average Percentage	47.7	47.5	3.9	0.7	0.2	100

The above Alumni feedback analysis clearly indicates on an average; 47.7% Alumni are Strongly Agree, 47.5% are Agree, 3.9% are Neither Agree nor Disagree, 0.7% are Disagree and 0.2% are Strongly Disagree.




 I/C PRINCIPAL
 Art, Commerce & Science College
 Satral, Tal. Rahuri, Dist. Ahmednagar.


Employer Feedback

The responses received from the Parents respondent are presented in below table for the year 2020-2021.

Sr.No	Questions	Very Happy	Happy	Satisfied	Not Satisfied	Total
1	Planning and organization skills:	4.0	0.0	2.0	0.0	6
	Percentage	66.7	0.0	33.3	0.0	100
2	Communication skills and Soft Skills:	4.0	2.0	0.0	0.0	6
	Percentage	66.7	33.3	0.0	0.0	100
3	Obedience and relationship with seniors:	3.0	2.0	1.0	0.0	6
	Percentage	50.0	33.3	16.7	0.0	100
4	Leadership, Team spirit and Initiative:	5.0	1.0	0.0	0.0	6
	Percentage	83.3	16.7	0.0	0.0	100
5	Relationship with peers / subordinates:	5.0	0.0	1.0	0.0	6
	Percentage	83.3	0.0	16.7	0.0	100
6	Willingness to learn new techniques, adopt new ideas etc.:	4.0	1.0	1.0	0.0	6
	Percentage	66.7	16.7	16.7	0.0	100
7	Ability to use workplace equipment:	3.0	3.0	0.0	0.0	6
	Percentage	50.0	50.0	0.0	0.0	100
8	Ability to solve workplace	3.0	2.0	0.0	1.0	6

	problems:					
	Percentage	50.0	33.3	0.0	16.7	100
9	Innovativeness, creativity:	5.0	1.0	0.0	0.0	6
	Percentage	4.0	0.0	2.0	0.0	6
10	Respect for values in life:	5.0	1.0	0.0	0.0	6
	Percentage	83.3	16.7	0.0	0.0	100
	Average Total	4.1	1.3	0.5	0.1	6
	Average Percentage	68.3	21.7	8.3	1.7	100

The above Employer feedback analysis clearly indicates on and average; 68.3% Employer are Very Happy, 21.7% are Happy, 8.3% are Satisfied, 1.7% are Not Satisfied.




 I/C PRINCIPAL
 Art, Commerce & Science College
 Satral, Tal. Rahuri, Dist. Ahmednagar.



**Loknete Dr. Balasaheb Vikhe Patil (Padma Bhushan
Awardee)Pravara Rural Education Society's**

**ARTS, COMMERCE AND SCIENCE COLLEGE,
SATRAL**

Tal. Rahuri, Dist. Ahmednagar (MS) Pin - 413711


**Feedback Analysis Report
2019-20**


**Prepared by
Feedback Committee**

Students Feedback on Curriculum: 2019-20

Sr. No	Questions	Very Good 4	Good 3	Satisfactory 2	Unsatisfactory 1	Total
1.	Depth of the course content including project work if any:	103	24	3	0	130
	Percentage	79.23	18.46	2.31	0.00	100
2.	Extent of coverage of course:	74	45	5	6	130
	Percentage	56.92	34.62	3.85	4.62	100
3.	Applicability/Relevance to real life situations:	84	39	1	6	130
	Percentage	64.62	30.00	0.77	4.62	100
4.	Learning value(in terms of knowledge and concepts):	78	47	3	2	130
	Percentage	60.00	36.15	2.31	1.54	100
5.	Clarity and Relevance of study material	80	45	3	2	130
	Percentage	61.54	34.62	2.31	1.54	100
6.	The relevance of additional source material (Library):	77	44	4	5	130
	Percentage	59.23	33.85	3.08	3.85	100
7.	The extent of effort required by students:	93	31	5	1	130
	Percentage	71.54	23.85	3.85	0.77	100
8.	Overall rating:	82	37	8	3	130
	Percentage	63.08	28.46	6.15	2.31	100
	Average Total	84.00	39	4	3	130
	Average Percentage	64.62	30.00	3.08	2.31	100.00

The above Student feedback analysis clearly indicates on and very good 64.62% good 30.00% students are satisfactory 3.08% and unsatisfactory are 2.31%.




PRINCIPAL
 Arts, Commerce and Science
 College, Satral, Tal. Rahuri
 Dist. Ahmednagar, 413711

Teacher Feedback on Curriculum: 2019-20

Sr. No.	Questions	Strongly Agree 4	Agree 3	Disagree 2	Strongly Disagree 1	Total
1.	The syllabus of the course is updated and useful in gaining subject knowledge.	25	3	0	0	28
	Percentage	89.29	10.71	0	0	100
2.	The semester pattern is convenient for students to learn.	13	13	1	1	28
	Percentage	46.43	46.43	3.57	3.57	100
3.	The CBCS pattern helpful to the learners	20	6	2	0	28
	Percentage	71.43	21.42	7.14	0	100
4.	The curriculum having good academic flexibility.	9	15	3	1	28
	Percentage	32.14	53.57	10.71	3.57	100
5.	The syllabus of the course emphasizes the learning of job oriented skills.	12	16	0	0	28
	Percentage	42.86	57.14	0	0	100
6.	The syllabus of the course is useful in gaining necessary skills for facing in different competitive examinations.	13	11	3	1	28
	Percentage	46.42	39.29	10.71	3.57	100
7.	The syllabus does not result in any overloading on students during the semester(s).	17	10	1	0	28
	Percentage	60.71	35.71	3.57	0	100
8.	The contents of the course in the syllabus are comprehensive.	13	11	4	0	28
	Percentage	46.42	39.28	14.28	0	100
9.	The syllabus of the course gives fundamentals and leads to critical thinking.	19	8	1	0	28
	Percentage	67.85	28.57	3.57	0	100



10.	The completion of syllabus gives confidence for pursuing higher studies.	14	12	2	0	28
	Percentage	50	42.86	7.14	0	100
11.	Average Total	15.5	10.5	1.7	0.3	28
	Average Percentage	55.36	37.49	6.06	1.07	100

The above Teacher Feedback analysis clearly indicates on an average; 55.36% teacher are Strongly Agree, 37.49% are Agree, 6.06% are Disagree and 1.07% are Strongly Disagree.




RS

PRINCIPAL

Arts, Commerce and Science
College, Satral, Tal. Rahuri
Dist. Ahmednagar, 413711


Alumni Feedback on Curriculum: 2019-20

Sr. No	Questions	Very Good	Good	Satisfactory	Unsatisfactory	Total
		4	3	2	1	
1.	How would you rate the curriculum prescribed for your Degree during your term in the college?	44	05	01	0	50
	Percentage	88.00	10.00	2.00	00	100
2.	On what scale would you rate your curriculum with present curriculum (Yearly pattern, Semester pattern CBCS pattern)	10	38	02	0	50
	Percentage	20.00	76.00	4.00	00	100
3.	Does the Curriculum give you sufficient & necessary knowledge with respect to future career opportunities?	40	08	01	01	50
	Percentage	80.00	16.00	2.00	2.00	100
4.	Does the curriculum have good balance between theory and applications?	25	23	01	01	50
	Percentage	50.00	46.00	2.00	2.00	100
5.	How do you rate the academic initiatives taken by the college to bridge the Gap Between Industry Standards/ Current global scenarios	27	18	04	01	50
	Percentage	54.00	36.00	8.00	2.00	100
6.	How do you rate the relevance of your degree to your Present job?	28	19	02	01	50
	Percentage	56.00	38.00	4.00	2.00	100
7.	How do you rate academic events/activities organized by The college for your overall development?	20	26	03	01	50
	Percentage	40.00	52.00	06.00	2.00	100



Sr. No	Questions	Very Good 4	Good 3	Satisfactory 2	Unsatisfactory 1	Total
8.	How would you rate the motivation created by the syllabus to pursue post-Graduation/Research in the Particular topic?	29	19	01	01	50
	Percentage	58.00	38.00	2.00	2.00	100
9.	How would you rate the Infrastructural facilities available in the campus?	25	23	01	01	50
	Percentage	50.00	46.00	2.00	2.00	100
10.	ICT facilities available in the college	20	28	02	0	50
	Percentage	40.00	56.00	4.00	00	100
11.	How would you rate the following academic initiatives taken by the college to improve your competence as student?(Seminars, Workshops, Case Studies, Projects, Study Tours, Field Visits etc.)	39	11	0	0	50
	Percentage	78.00	22.00	00	00	100
12.	Availability of reference and Text books in the library	16	32	02	0	50
	Percentage	32.00	64.00	4.00	00	100
13	Average Total	26.91	20.85	1.66	0.58	50
	Average Percentage	53.82	41.70	3.32	1.16	100

The above Syllabus/ Curriculum feedback analysis clearly indicates on and very good 53.82%, good 41.70%, students are satisfactory 3.32% and unsatisfactory are 1.16%.




RSK

PRINCIPAL
Arts, Commerce and Science
College, Satral, Tal. Rahuri
Dist. Ahmednagar, 413711

Employers Feedback on curriculum 2019-20

Sr. No	Question	Strongly Agree	Agree	Disagree	Strongly Disagree	Total
		4	3	2	1	
1	The course objectives are well defined and the Modules are logically structured.	12	03	00	00	15
	Percentage	80.00	20.00	00	00	100
2	The curriculum has good balance between theory and applications.	04	10	00	01	15
	Percentage	26.66	66.66	00	00	100
3	The curriculum has enough content for a student to acquire sufficient knowledge to secure a subject related job.	09	04	02	00	15
	Percentage	60.00	26.66	13.33	00	100
4	The curriculum incorporates soft skills needed for employment	06	06	03	00	15
	Percentage	40.00	40.00	20.00	00	100
5	The syllabus has content for developing skills to handle problems at work place.	07	05	03	00	15
	Percentage	46.66	33.33	20.00	00	100
6	The curriculum creates interest among. The students to pursue research in a particular area.	09	02	03	01	15
	Percentage	60.00	13.33	20.00	6.66	100



Sr. No	Question	Strongly Agree 4	Agree 3	Disagree 2	Strongly Disagree 1	Total
7	The offered programme gives exposure through project/dissertation/in-lantraining/field visit for real-life experiential Learning.	08	03	04	00	15
	Percentage	53.33	20	26.66	00	100
8	The curriculum provides scope for acquiring employable and entrepreneurship skills.	09	02	02	01	15
	Percentage	60.00	13.33	13.33	6.66	100
9	The curricular and co-curricular initiatives taken by the institute help the students to attain the required competency level.	07	05	01	02	15
	Percentage	46.66	33.33	6.66	13.33	100
	Average Total	7.88	4.44	2.00	0.68	15.00
	Average Percentage	52.53	29.60	13.33	4.54	100

The above Syllabus/ Curriculum feedback analysis clearly indicates on and strongly agree; 52.53% students are Agree, 29.60% are Disagree, 13.33% are, 4.53% are Strongly Disagree.



RS

PRINCIPAL
Arts, Commerce and Science
College, Satral, Tal. Rahuri
Dist. Ahmednagar, 413711



**Loknete Dr. Balasaheb Vikhe Patil (Padma Bhushan
Awardee)Pravara Rural Education Society's**

**ARTS, COMMERCE AND SCIENCE COLLEGE,
SATRAL**

Tal. Rahuri, Dist. Ahmednagar (MS) Pin - 413711

**Feedback Analysis Report
2018-19**


**Prepared by
Feedback Committee**

Students Feedback on Curriculum:2018-19

Sr. No	Questions	Very Good 4	Good 3	Satisfactory 2	Unsatisfactory 1	Total
1.	Depth of the course content including project work if any:	85	30	09	06	130
	Percentage	65.38	23.07	6.92	4.61	100
2.	Extent of coverage of course:	65	41	19	05	130
	Percentage	50	31.53	14.61	3.84	100
3.	Applicability/Relevance to real life situations:	64	39	23	04	130
	Percentage	49.23	30	17.69	3.07	100
4.	Learning value(in terms of knowledge and concepts):	84	19	24	03	130
	Percentage	64.61	14.61	18.46	3.20	100
5.	Clarity and Relevance of study material	69	37	07	17	130
	Percentage	53.07	28.46	5.38	13.07	100
6.	The relevance of additional source material (Library):	74	30	24	02	130
	Percentage	56.92	23.07	18.46	1.53	100
7.	The extent of effort required by students:	73	27	27	03	130
	Percentage	56.15	20.76	20.76	3.20	100
8.	Overall rating:	73	26	21	10	130
	Percentage	56.15	20	16.15	7.6	100
Average Total		65.37	31.25	19.25	6.37	100
Average Percentage		50.28	23.93	14.80	4.9	100

The above Student feedback analysis clearly indicates on and very good 50.28% good 23.93% students are satisfactory 14.80% and unsatisfactory are 4.9%




PRINCIPAL
 Arts, Commerce and Science
 College, Satral, Tal. Rahuri
 Dist. Ahmednagar, 413711

Teacher Feedback on Curriculum: 2018-19

Sr. No.	Questions	Strongly Agree	Agree	Disagree	Strongly Disagree	Total
		4	3	2	1	
1.	The syllabus of the course is updated and useful in gaining subject knowledge.	25	3	0	0	28
	Percentage	89.29	10.71	0	0	100
2.	The semester pattern is convenient for students to learn.	17	10	0	1	28
	Percentage	60.71	35.71	0	3.57	100
3.	The CBCS pattern helpful to the learners	20	7	1	0	28
	Percentage	71.43	25	3.57	0	100
4.	The curriculum having good academic flexibility.	19	8	1	0	28
	Percentage	67.86	28.57	3.57	0	100
5.	The syllabus of the course emphasizes the learning of job oriented skills.	12	14	1	1	28
	Percentage	42.86	50	3.57	3.57	100
6.	The syllabus of the course is useful in gaining necessary skills for facing in different competitive examinations.	19	8	1	0	28
	Percentage	67.86	28.57	3.57	0	100
7.	The syllabus does not result in any overloading on students during the semester(s).	15	13	0	0	28
	Percentage	53.57	46.43	0	0	100
8.	The contents of the course in the syllabus are comprehensive.	17	11	0	0	28
	Percentage	60.71	39.28	0	0	100
9.	The syllabus of the course gives fundamentals and leads to critical thinking.	11	15	2	0	28
	Percentage	39.28	53.57	7.14	0	100



10.	The completion of syllabus gives confidence for Pursuing higher studies.	21	7	0	0	28
	Percentage	75	25	0	0	100
11.	Average Total	17.6	9.6	0.6	0.2	28
	Average Percentage	62.86	34.28	2.14	0.71	100

The above Teacher Feedback analysis clearly indicates on an average; 62.86% teacher are Strongly Agree, 34.28% are Agree, 2.14% are Disagree and 0.71% are Strongly Disagree.



RS

Principal
Arts, Commerce and Science College
At/Po. Satral, Tal. Rahuri,
Dist. Ahmednagar. 413711

Alumni Feedback on Curriculum: 2018-19

Sr. No	Questions	Very Good 4	Good 3	Satisfactory 2	Unsatisfactory 1	Total
1.	How would you rate the curriculum prescribed for your Degree during your term in the college?	38	11	01	0	50
	Percentage	76.00	22.00	2.00	00	100
2.	On what scale would you rate your curriculum with present curriculum (Yearly pattern, Semester pattern CBCS pattern)	20	26	04	0	50
	Percentage	40.00	52.00	8.00	00	100
3.	Does the Curriculum give you sufficient & necessary knowledge with respect to future career opportunities?	36	13	01	0	50
	Percentage	72.00	26.00	2.00	00	100
4.	Does the curriculum have good balance between theory and applications?	23	23	04	0	50
	Percentage	46.00	46.00	8.00	00	100
5.	How do you rate the academic initiatives taken by the college to bridge the Gap Between Industry Standards/ current global scenarios	31	18	01	0	50
	Percentage	62.00	36.00	2.00	00	100
6.	How do you rate the relevance of your degree to your Present job?	30	19	01	0	50
	Percentage	60.00	38.00	2.00	00	100
7.	How do you rate academic events/activities organized by the college for your overall development?	25	19	06	0	50
	Percentage	50.00	38.00	12.00	00	100



8.	How would you rate the motivation created by the syllabus to pursue post-Graduation/ Research in the particular topic?	26	23	01	0	50
	Percentage	52.00	46.00	2.00	00	100
9.	How would you rate the Infrastructural facilities available in the campus?	29	17	04	0	50
	Percentage	58.00	34.00	08	00	100
10.	ICT facilities available in the college	29	20	01	0	50
	Percentage	58.00	40.00	2.00	00	100
11.	How would you rate the following academic initiatives taken by the college to improve your competence as student? (Seminars, Workshops, Case Studies, Projects, Study Tours, Field Visits etc.)	37	12	01	0	50
	Percentage	74.00	24.00	2.00	00	100
12.	Availability of reference and Textbooks in the library	28	21	01	0	50
	Percentage	56.00	42.00	2.00	00	100
13	Average Total	29.33	18.50	2.17	00	50
	Average Percentage	58.66	37.00	4.34	00	100

The above Syllabus/ Curriculum feedback analysis clearly indicates on and very good 58.66%, good 37.00%, students are satisfactory 4.34% and unsatisfactory are 0%.



RS
PRINCIPAL
 Arts, Commerce and Science
 College, Satral, Tal. Rahuri
 Dist. Ahmednagar, 413711

Employers Feedback on Curriculum : 2018-19

Sr.No	Question	Strongly Agree	Agree	Disagree	Strongly Disagree	Total
1	The course objectives are well defined and the Modules are logically structured.	17	01	00	00	18
	Percentage	94.44	5.55	00	00	100
2	The curriculum has good balance between theory And applications.	08	09	00	01	18
	Percentage	44.44	50.00	00	5.55	100
3	The curriculum has enough content for a student to acquire sufficient knowledge to secure a subject related job.	11	07	00	00	18
	Percentage	61.11	38.88	00	00	100
4	The curriculum incorporates soft skills needed for employment.	15	03	00	00	18
	Percentage	83.33	16.66	00	00	100
5	The syllabus has content for developing skills to handle problems at work place?	11	04	03	00	18
	Percentage	61.11	22.22	16.66	00	100
6	The curriculum creates interest among the students to pursue research in a particular area.	09	07	02	00	18
	Percentage	50.00	38.88	11.11	00	100



7	The offered programme gives exposure through project/dissertation /in-plant for real-life experiential Learning.	13	04	01	00	18
	Percentage	72.22	22.22	5.55	00	100
8	The curriculum provides scope for acquiring employable and entrepreneurship skills.	04	10	04	00	18
	Percentage	22.22	55.55	22.22	00	100
9	The curricular and co-curricular initiatives taken by the institute help the students to attain the required competency level.	10	07	01	00	18
10	Percentage	55.55	38.88	5.55	00	100
	Average Total	10.88	5.77	1.22	0.13	18
	Average Percentage	60.44	32.05	6.77	0.74	100

The above Syllabus/ Curriculum feedback analysis clearly indicates on and strongly agree; 60.44%, students are Agree, 32.05% are Disagree, 6.77% are, 0.74% are Strongly Disagree.



RS
PRINCIPAL
 Arts, Commerce and Science
 College, Satral, Tal. Rahuri
 Dist. Ahmednagar, 413711